

FRP-75

movable glass door with frame & parking

PARKING SYSTEM

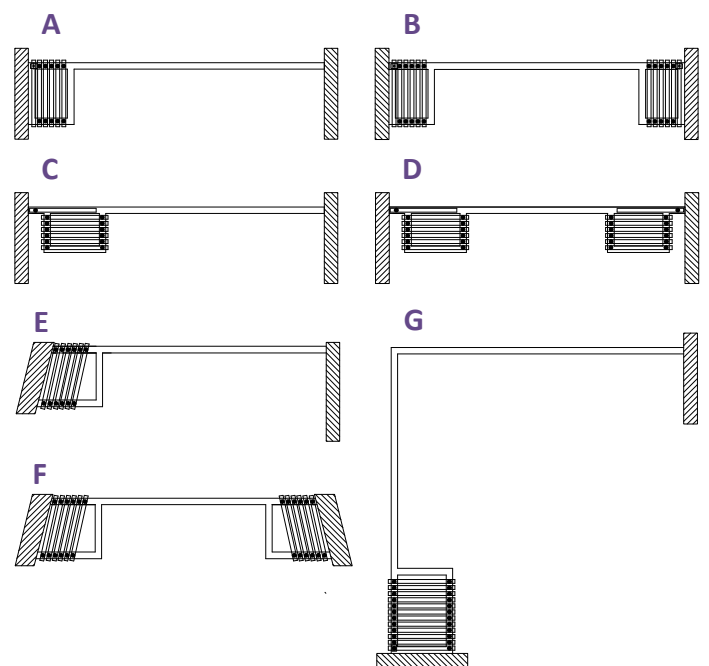


INAL® Framed Parking System FRP-75 with heavy duty certified aluminum rail 70 mm x 80 mm with **embedded stainless steel rod & certified stainless steel rollers**. Special designed aluminum profiles create a strong frame for a variety of glass such as tempered up to 12mm, laminated up to 6+6, double glazing with a total thickness of up to 18mm. High resistance female & male vertical profiles for the maximum weather proofing between framed panels in combination with adjustable side aluminum case profiles. Ability to create swing door panel with overhead concealed door closer in intermediate sections of openings (FRP75/SOC). Locking with eurocylinder or front bolts.

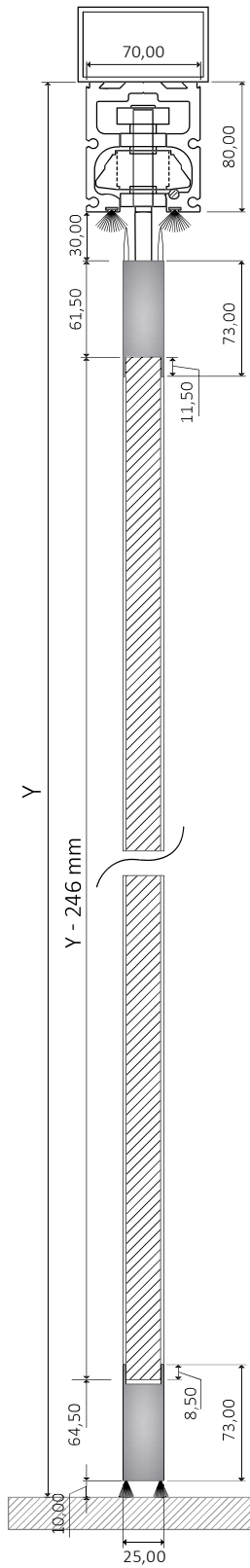
technical specifications

Glass Type	Double glazing Tempered or Laminated
Glass thickness	max 18mm
Panel weight	max 100kg
Maximum panel width	1,00m
Maximum opening height	3,00m
Type of FRP-75 System	Front Locking
Finishing	Natural anodized, Satin anodized, RAL powder coating
Without floor guide, No glass cuttings required	

PANEL STORAGE/PARKING APPLICATIONS



MULTIPLE CHOICES DEPENDING ON YOUR NEEDS



Heavy duty aluminum rail 70x80 with embedded stainless steel rod
STRENGTH TEST: 3.450kgf (165/049.01-1 N.T.U.A.).



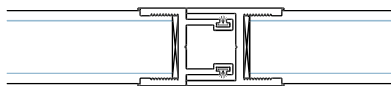
INTERMETAL SA PATENT



Stainless steel roller PR200 with frame support.
STRENGTH TEST: 4.600kgf (165/049.01-2 N.T.U.A.).



High resistance female & male vertical profiles for the maximum weather proofing between framed panels.



Stainless steel handle to the swing panel, upon request.



NO FLOOR GUIDE REQUIRED
NO GLASS CUTTINGS REQUIRED

locking options

FRONT LOCKING



Lock mechanism with eurocylinder



Internal locking bolt.



With additional lock to the vertical profile.

GLASS (TEMPERED OR LAMINATED OR DOUBLE GLAZING) DIMENSION CALCULATION

Glass height (mm) = $Y - 246\text{mm}$, (Y = from the bottom of the steel beam)