

■
HYDRAULIC HINGE CLOSER

NOSCAVO[®] HHC




INTERMETAL SA PATENT

Absolute Door Closing Control

- WITHOUT FLOOR CORING
- NO MORE FLOOR DAMAGES
- EASY RELOCATION OF THE DOOR
- FOR INTERNAL & EXTERNAL GLASS DOORS

INnovationAL Solutions

hydraulic hinge door closer



The innovative patent hydraulic hinge INAL® NOSCAVO® replace floor door closers and makes glass doors installation quick & easy. An ideal solution suitable for EXTERNAL & INTERNAL glass door applications.

- No more floor coring
No need to cut marbles, granites, tiles and flooring materials
No more damages in the infrastructures piping, wiring, e.t.c.
- Ideal solution in wooden floors
- Easy relocation of the door
- Immediate restoration of rented premises to their former configuration
- Easy & absolute adjustable door closing control

technical specifications

AVAILABLE IN 3 TYPES

- LIGHT ■ MEDIUM ■ **HEAVY**

■ WITH HOLD OPEN
(STAGES ±90° / ±135° / ±165° / ±180°)

- WITHOUT HOLD OPEN

	DOOR WIDTH	DOOR WEIGHT	GLASS THICKNESS
LIGHT	0,70m	80Kg	10-12 mm
MEDIUM	1,00m	100Kg	10-12 mm
HEAVY	1,10m EXTERIOR	up to 200Kg	H1: 10-12
	1,20m INTERIOR		H2: 13,52 - 17,52

Stainless steel covers (Passivated ASTM A967)

Satin finishing NS100.01.14*

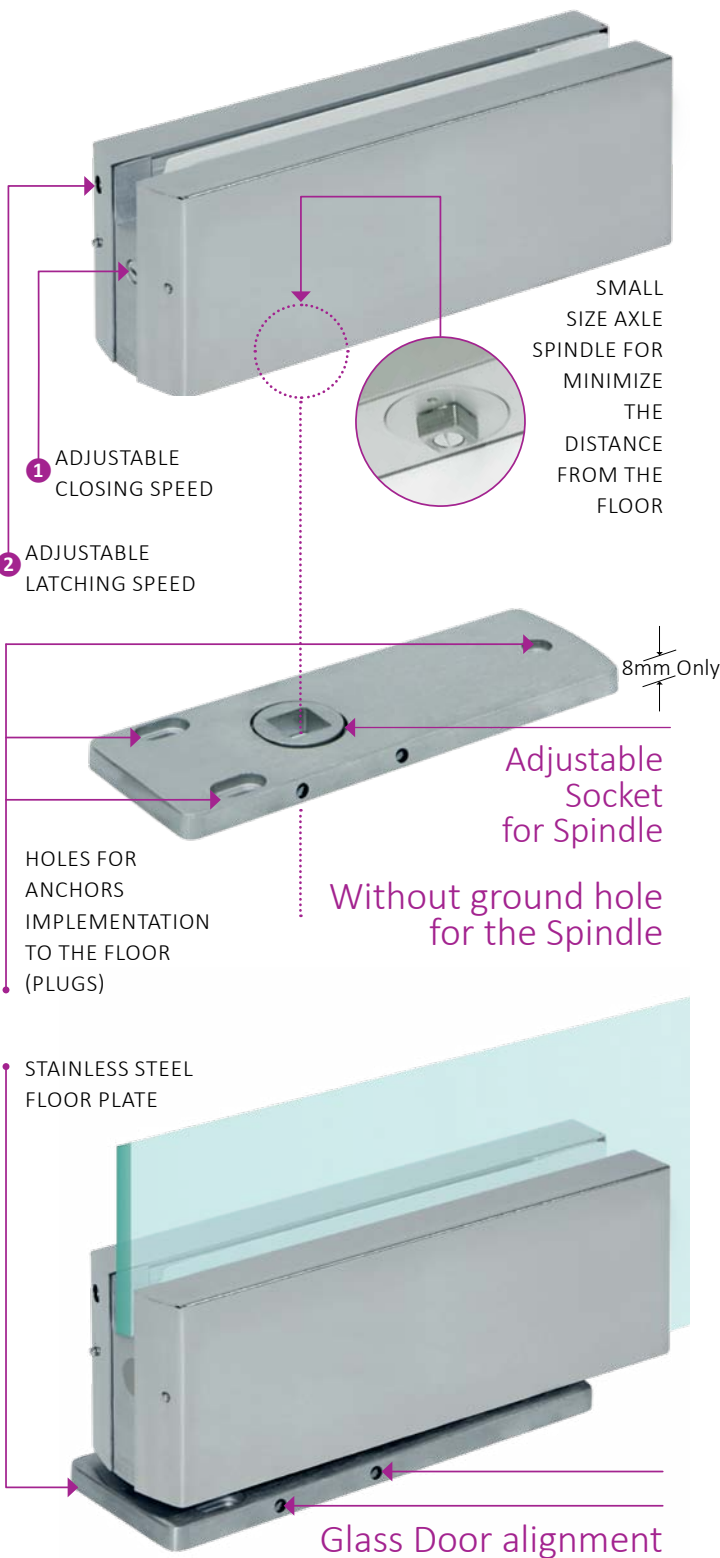
Polished finishing NS100.01.13*

Available in RAL powder coating upon request

* Passivated

INnovational Technology

- Hydraulic high pressure damping value
- Adjustable Latching Starting point- latching moment



!Quick installation

INSTALL THE SPECIALLY DESIGNED STAINLESS STEEL PLATE ON THE FLOOR, ASSEMBLY THE INAL[®] NOSCAVO HYDRAULIC HINGE TO THE GLASS AND YOU ARE READY TO INSTALL YOUR GLASS DOOR.

adjustment

6mm backward and forward

3mm left and right for parallel shift of the glass door

14° alignment adjustment

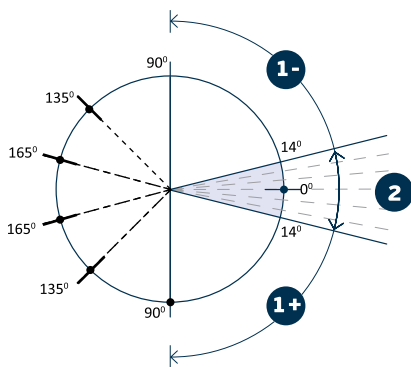
TWO ADJUSTMENT VALVES

- 1 For closing speed
- 2 For latching speed
adjustable starting point (latching moment)

maximum door opening

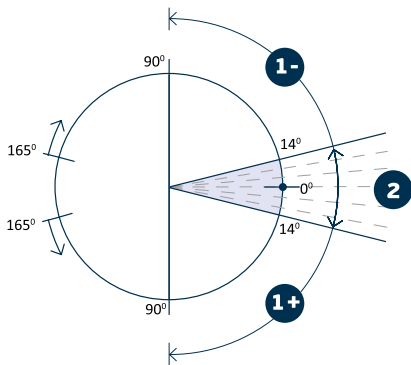
(HOLD OPEN STAGES)
±90° / ±135° / ±165° / ±180°

with hold open



ADJUSTABLE
LATCHING
POINT AREA
(LATCHING
MOMENT)

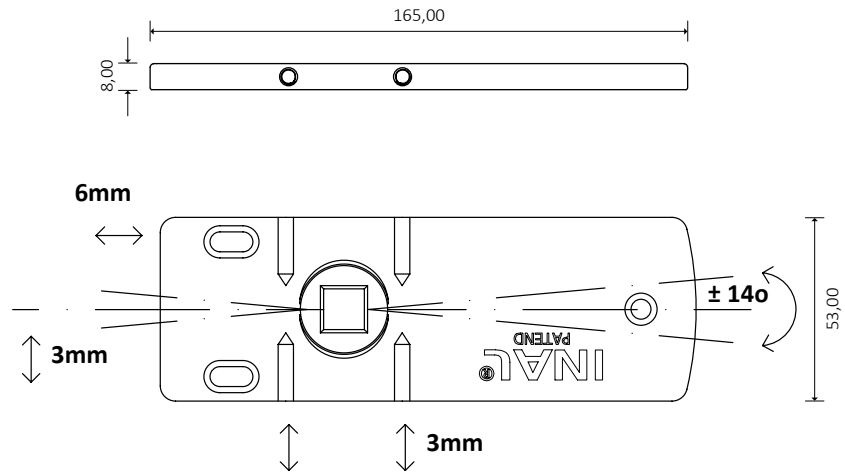
without hold open



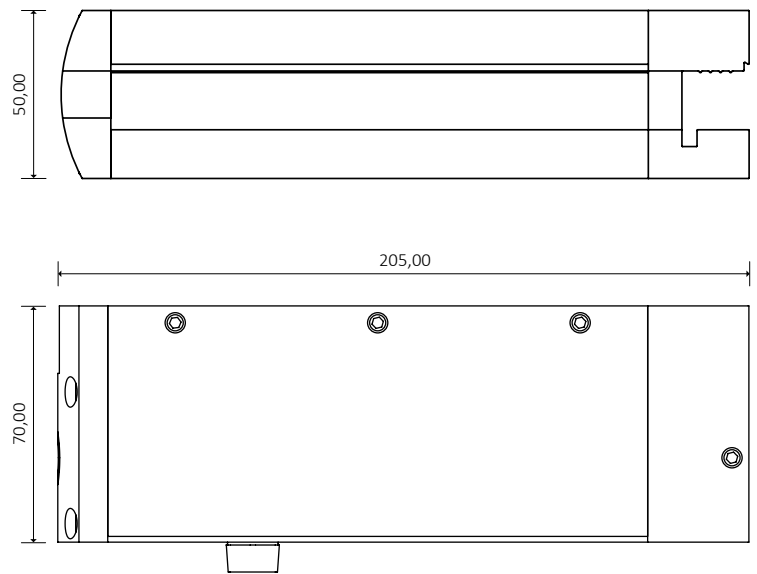
ADJUSTABLE
LATCHING
POINT AREA
(LATCHING
MOMENT)

sections

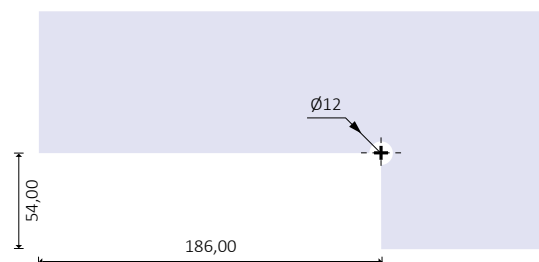
stainless steel floor plate




hydraulic hinge



glass cutting



Suitable for EXTERNAL & INTERNAL
glass door applications



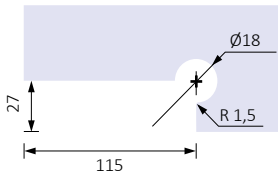
noscavo DIY Kit

Each **Noscavo** System comes in 2 standard kits to meet each installers' needs.

NOSCAVO KIT: NS A

TOP HINGE

CODE **101**
10mm Glass
Cover Finishing:
Satin Anodised
Polished Anodised
Natural Anodised




TOP PIVOT

CODE **105L**

STAINLESS STEEL COVERS

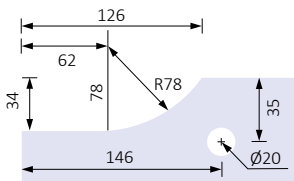
SATIN FINISHING



NOSCAVO KIT: NS B

TOP HINGE

CODE **141**
10-12mm Glass
Cover Finishing:
Satin Anodised
Polished Anodised
Natural Anodised




TOP PIVOT

CODE **105.G**

STAINLESS STEEL COVERS

SATIN FINISHING



AVAILABLE IN 3 TYPES

■ LIGHT ■ MEDIUM ■ HEAVY

accessories

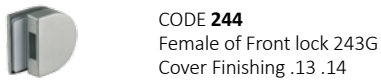
locks



CODE 243
Glass Lock
Cover Finishing .13 .14



CODE 243G
Glass Lock
Cover Finishing .13 .14



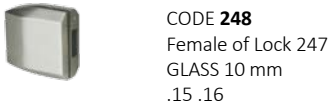
CODE 244
Female of Front lock 243G
Cover Finishing .13 .14



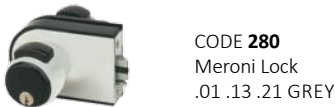
CODE 247
Glass Lock
.15 .16



CODE 247G
Glass Lock
.16



CODE 248
Female of Lock 247
GLASS 10 mm
.15 .16



CODE 280
Meroni Lock
.01 .13 .21 GREY



CODE 281
Lock Meroni Female
.07 .13 .21 RAL GREY
COLOUR



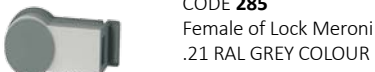
CODE 280WC
WC Meroni Lock
.01 .13 .21 GREY



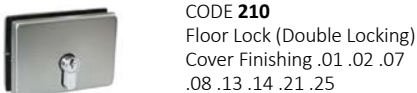
CODE 280.21G
Meroni Lock
.01 .13 .21 GREY COLOUR



CODE 284
Glass Lock Meroni Forma
.21 RAL GREY COLOUR

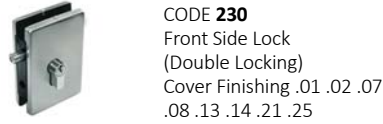


CODE 285
Female of Lock Meroni
.21 RAL GREY COLOUR

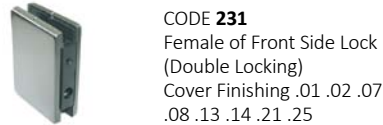


CODE 210
Floor Lock (Double Locking)
Cover Finishing .01 .02 .07
.08 .13 .14 .21 .25

! Combine WITH INAL® GLASS ACCESSORIES



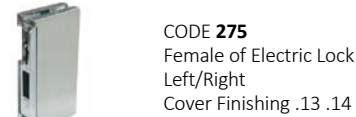
CODE 230
Front Side Lock
(Double Locking)
Cover Finishing .01 .02 .07
.08 .13 .14 .21 .25



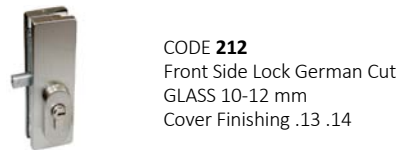
CODE 231
Female of Front Side Lock
(Double Locking)
Cover Finishing .01 .02 .07
.08 .13 .14 .21 .25



CODE 273
Electric Lock with Knob
Left/Right
Cover Finishing .13 .14



CODE 275
Female of Electric Lock
Left/Right
Cover Finishing .13 .14

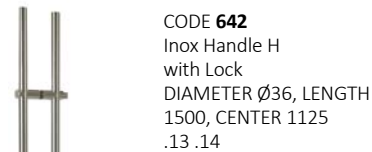


CODE 212
Front Side Lock German Cut
GLASS 10-12 mm
Cover Finishing .13 .14

handles



CODE 640
Inox Handle H
Available in various sizes
Ø18 & Ø32
.13 .14



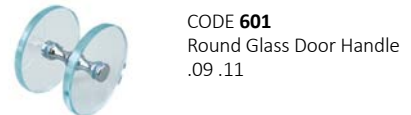
CODE 642
Inox Handle H
with Lock
DIAMETER Ø36, LENGTH
1500, CENTER 1125
.13 .14



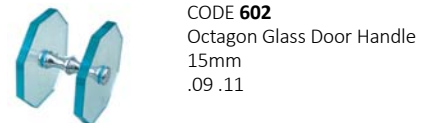
CODE 643
Inox Handle H
25x40 with Lock
LENGTH 1500
.13 .14



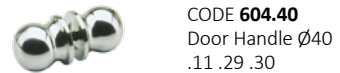
door handles



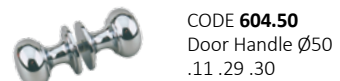
CODE 601
Round Glass Door Handle
.09 .11



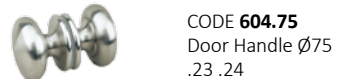
CODE 602
Octagon Glass Door Handle
15mm
.09 .11



CODE 604.40
Door Handle Ø40
.11 .29 .30



CODE 604.50
Door Handle Ø50
.11 .29 .30



CODE 604.75
Door Handle Ø75
.23 .24

CODE VL 155C
Chameleon
Glass Lock



SLOT



